



F1 Bright Ideas




July 2020

Our Theme for the Week

Our theme for this week is 'Pirates'.

You can watch 'The Night Pirates' here:

<https://www.youtube.com/watch?v=rAKdcdXDvo>



Outdoor Learning

Ask your grown up to hide some treasure in your garden. Can you follow their directions to find it. E.g 'go forwards 3 steps, turn slightly move 2 more steps etc'

Literacy

Can you make a treasure map to show your pirates where the treasure is? You can make one by dipping a teabag in water and smearing both sides of a white piece of paper. When it is dry you can use felt tips to draw on your map!



Don't forget to email your teacher. We love hearing from you!

Numbers

Our number of the week is 5! Watch the Numberblocks

<https://www.youtube.com/watch?v=YpH2W3fgUJs>

Find 5 items (cars, dinosaurs, pencils) and two pieces of paper. Can you split your 5 items onto your two pieces of paper? How many in each group? Can you find a different way to do it? How many ways are there?

We are thinking about patterns this week. Can you create a repeating pattern using 2 colours?



Fine motor/Creative

Can you make a telescope so you can look for treasure? You can use a kitchen roll tube and paint and decorate it or you can be super fancy and watch this clip of how to make an extendable telescope!

<https://www.youtube.com/watch?v=9QwwhTu5N-I>

Gross Motor

Try this pirate cosmic yoga session!

https://www.youtube.com/watch?v=T_0P5grVoyg



Bright Ideas




N2 Challenge Activity

Our Theme for the Week

Our theme for this week is 'Pirates'. You can watch 'The Night Pirates' here:

<https://www.youtube.com/watch?v=rAKdcdXDvo>



I hope you have enjoyed completing all the activities for our 'Pirates' theme this week.

How about trying a challenge activity!

Pirates love finding treasure in old chests! But not all treasure is shiny or gold. Can you think what things are really special to you that you would put in your treasure chest? Can you find 5 things? They might be favourite toys, photographs, books, pieces of clothing.

Draw pictures of them in the shape of a treasure chest and ask your grown up to write down why they are special to you and send a picture to your teacher.




There are lots of pirate crafts you can try...

Why not make a pirate hat by folding newspaper, or design a flag for a pirate ship's mast.

Don't forget to send your teacher some photographs of all the things you have been doing to:

Jellyfish@heathfield.nottingham.sch.uk or Seahorses@heathfield.nottingham.sch.uk



Pirate



ship



pirate



captain



treasure



sea



parrot



hook



treasure chest



pirate flag



eye patch



treasure map



compass



desert island



Bright Ideas



July 2020

Our Theme for the Week

Our theme for this week is the well-known story 'The Three Billy Goats Gruff'

You can watch the story

<https://www.youtube.com/watch?v=aiy3a1v9Q2E>



Outdoor Learning

Can you act out the story of the Three Billy Goats Gruff? You might be able to find a bridge over a stream when you are out on your walks. Can you remember what the troll says? What do the other characters say? What kind of voices might you use?



Maths

Our number of the week is 6! Watch the number blocks episode here

<https://www.youtube.com/watch?v=LCAHMYgFU5E>



If you have a dice practice rolling it and seeing what number comes up. Can you do that many hops, jumps or claps? If you don't have a dice you could make one using a building block and adding on sticky dots or simply draw dice images on squares or paper. Soon you will just recognise the number without having to count!

Fine Motor

Can you make a bridge using lego, or duplo? You might even want to use cardboard boxes. Do send your teachers an email of your creations!



Literacy

Can you draw a picture of the Three Billy Goats Gruff and the big scary troll? You could add labels to show which one they are.

Or you could try and make a story map like this one which will help you retell the story.



Gross Motor

Try this yoga activity linked to the story of the Three Billy Goats Gruff.

<https://www.youtube.com/watch?v=o6vHyqYiH-8>



Bright Ideas



N2 Challenge Activity

Our Theme for the Week

Our theme for this week is 'The three Billy Goats Gruff'

You can watch the story <https://www.youtube.com/watch?v=aiy3a1v9Q2E>



I hope you have enjoyed completing all the activities for our 'Three Billy Goat's Gruff' theme this week.

How about trying a challenge activity!

How else could the goats cross the river? Can you make a raft or a boat for the goats to use? What are you going to use? Does your raft float?



The Troll wasn't very good at making friends or being nice to other creatures! Can you give him some advice about how to be kinder to others? Tell your grown up what you would say to the Troll and ask them to write it down for you. We would love to hear your ideas.

Don't forget to send your teacher some photographs of all the things you have been doing to:

Jellyfish@heathfield.nottingham.sch.uk or Seahorses@heathfield.nottingham.sch.uk

The Three Billy Goats Gruff



valley



small



grass



goats



river



medium



bridge



big



hooves



troll



Rainbow Reading Competition!

We need you to get creative Heathfielders!

Can you design and create a picture for our Rainbow Reading cards?

We will choose different winning designs for each of the cards.

The pictures need to link to reading. The winning designs will be used for the whole school from September!

Send your entries in to your teacher on their class email.

e.g. Lions@heathfield.nottingham.sch.uk

Deadline for entries: Friday 17th July 2020

Good luck!

