



# Bright Ideas




N2

## Our Theme for the Week

Our theme for this week is 'Colours'. You can listen to a story called 'Monsters Love Colours' here:

<https://www.youtube.com/watch?v=RhVDvE4Fk4Y>



## Maths

**Our number of the week is 3.  
Watch Numberblocks-The  
Number3**

<https://www.youtube.com/watch?v=Bkufsme9qiA>

**Can you practise counting three objects? Can you use three objects to make addition to three sums? Don't forget to practise writing the numeral 3!**

**We are also thinking about shapes. Can you do an L shape**

## Fine Motor/Creative

Can you make some colourful monsters?  
You could make one out of a paper plate.  
Or you could make a

You could make one out of a paper plate.  
You could put some paint on one side of a piece of paper and fold it over to make a symmetrical monster.



## Outdoor Learning

Go on a nature colour hunt in your garden. Draw different colour lines on a piece of card and then hunt around your garden to find things the same colour. Stick them onto the correct colour line.



## Literacy

**Can you draw your own Colour Monster? You can use paint, felt-tips crayons or anything else you can think of. Maybe you will use one colour or mix different colours together! What does your Colour Monster like to do? Talk about your ideas with an adult. They can help you to say and write the sentence "My Colour Monster likes to... because....." You can take a photo and send it to your teacher. The adult can help you to hold your pencil correctly and write your letters correctly too.**



## Gross Motor

Can you join in with Koo Koo Kanga Roo Rainbow Dance?

<https://www.youtube.com/watch?v=tbPGvZDNoY0>



# Bright Ideas



N2

## Our Theme for the Week

Our theme for this week is 'Outside My Window'. You can listen to a story called 'Outside My Window' here:

<https://www.youtube.com/watch?v=yGlZfype7uc>



## Maths

Our number of the week is 4.  
Watch Numberblocks-The Number 4 <https://www.youtube.com/watch?v=Xket7YPSCYk>

Can you practise counting four objects? Can you use four objects to make addition to four sums? Don't forget to practise writing the numeral 4!

We are also thinking about weighing this week. Do you have scales in your kitchen? Can you

## Fine Motor/Creative

Can you make a butterfly suncatcher using tissue paper or coloured cellophane sweet wrappers? Or maybe a window twirler? <https://artfulparent.com/paper-twirlers/>



## Outdoor Learning

**Make a nature suncatcher!** Have a look around your garden and see how many flowers, leaves and other natural objects you can find. Stick them onto a paper plate and hang it in your window. If you have some clear sticky plastic you could cut out the middle of your plate and stick your objects onto the sticky plastic.



## Literacy

Draw or paint a picture of what you can see out of your window. Can you add some labels? You could draw or paint a picture of what you would like to see out of your window. It might be one of the pictures from our story! You can take a photo and send it to your teacher. The

## Gross Motor

At school we do 'Cosmic Yoga' to develop our gross motor skills.

Have a go at 'Safeguard the Handwashing soap'

## Colours



blue



brown



black



red



pink



green



orange



grey



purple



yellow



white

twinkl visit [twinkl.com](https://www.twinkl.com)

## Transport




steam train



airship



ship



tram



helicopter



truck



bus



hot air balloon



tractor



train



space shuttle



lorry



bicycle



aeroplane



van



car



submarine



ferry



racing car



boat

twinkl visit [twinkl.com](https://www.twinkl.com)





# Bright Ideas




## N2 Challenge Activity

### Our Theme for the Week

Our theme for this week is 'Colours'. You can listen to a story called 'Monsters Love Colours' here:

<https://www.youtube.com/watch?v=RhVDvE4Fk4Y>



I hope you have enjoyed completing all the activities for our 'Colours' theme this week.

How about trying a challenge activity! Can you grow a rainbow?

## How to Grow a Rainbow

### You will need:

- Kitchen roll/paper towel
- Felt tip pens
- Two small bowls of water
- Paper clip
- Thread



1. Cut your kitchen roll into the shape of a rainbow.
2. Colour a rainbow with felt tips about 2 cm up on both sides.
3. Attach your paper clip to the top and tie a piece of thread to it. This will give you something to hold your rainbow with.
4. Fill each small container with water.
5. Hold your rainbow with the ends slightly submerged in the water then watch your rainbow grow!



### THE SCIENCE

A brief introduction to 'capillary action'! Water molecules like to stick to things - including themselves. Sticking to things is called *adhesion* and sticking to itself is called *cohesion*. The fibres in kitchen roll make lots of little holes. Water is 'sucked' through the holes because of adhesion (liking to stick to other things) and cohesion (liking to stick to itself) means the rest of the water follows. The water pressure will eventually slow down and the pressure of gravity will mean it stops moving.

@MrsBpriSTEM

Can you find any other colour experiments? Don't forget to send your teacher some photographs of your rainbow and all of the other things you have been doing to:

[Jellyfish@heathfield.nottingham.sch.uk](mailto:Jellyfish@heathfield.nottingham.sch.uk) or [Seahorses@heathfield.nottingham.sch.uk](mailto:Seahorses@heathfield.nottingham.sch.uk)



# Bright Ideas



## N2 Challenge Activity

### Our Theme for the Week

### Our Theme for the Week

Our theme for this week is 'Outside My Window'. You can listen to a story called 'Outside My Window' here:

<https://www.youtube.com/watch?v=yGIZfype7uc>



I hope you have enjoyed completing all the activities for our 'Outside My Window' theme this week.

How about trying a challenge activity! Can you make some amazing window art?

Can you make a window mosaic? Follow the link to find out how to make one.

<https://www.hellowonderful.co/post/window-chalk-mosaic-art/>



Don't forget to send your teacher a picture of your window mosaic!

[Jellyfish@heathfield.nottingham.sch.uk](mailto:Jellyfish@heathfield.nottingham.sch.uk) or [Seahorses@heathfield.nottingham.sch.uk](mailto:Seahorses@heathfield.nottingham.sch.uk)

# Getting Ready for School Checklist

I can...		I can...		I can...	
recognise my name	<input type="checkbox"/>	hold my pencil carefully	<input type="checkbox"/>	put on my socks	<input type="checkbox"/>
write the first letter	<input type="checkbox"/>	draw a face	<input type="checkbox"/>	find my shoes	<input type="checkbox"/>
copy my name	<input type="checkbox"/>	colour in carefully	<input type="checkbox"/>	put on my shoes	<input type="checkbox"/>
write my name	<input type="checkbox"/>	name the colours I use	<input type="checkbox"/>	do up my shoes	<input type="checkbox"/>



I can...		I can...		I can...	
count from 1 to 10	<input type="checkbox"/>	sing simple rhymes	<input type="checkbox"/>	find my bag	<input type="checkbox"/>
recognise each number	<input type="checkbox"/>	sing and clap to a song	<input type="checkbox"/>	zip up my bag	<input type="checkbox"/>
place 1 to 10 in order	<input type="checkbox"/>	tap a beat	<input type="checkbox"/>	dress myself	<input type="checkbox"/>
write 1 to 5 in order	<input type="checkbox"/>	move to music	<input type="checkbox"/>	do buttons	<input type="checkbox"/>

1 2 3 4 5



I can...		I can...		I can...	
eat with a knife and fork	<input type="checkbox"/>	tidy away my toys	<input type="checkbox"/>	say please when I ask	<input type="checkbox"/>
pour myself a drink	<input type="checkbox"/>	clear away things I've used	<input type="checkbox"/>	say thank you when I get	<input type="checkbox"/>
taste different foods	<input type="checkbox"/>	put my clothes away	<input type="checkbox"/>	ask to go to the toilet	<input type="checkbox"/>
wash my hands before and after meals	<input type="checkbox"/>	help at home	<input type="checkbox"/>	wait my turn to talk	<input type="checkbox"/>



I can...		I can...		I can...	
clean myself	<input type="checkbox"/>	use the stairs hand rail	<input type="checkbox"/>	cut along a line	<input type="checkbox"/>
wash my hands	<input type="checkbox"/>	hold hands on the street	<input type="checkbox"/>	cut 'snips' into paper	<input type="checkbox"/>
dry my hands	<input type="checkbox"/>	take turns when playing	<input type="checkbox"/>	cut out a shape	<input type="checkbox"/>
go to the toilet when I need to	<input type="checkbox"/>	share toys with a friend	<input type="checkbox"/>	cut out shapes to make a picture	<input type="checkbox"/>

