




Bright Ideas



My Family w.c. 15th June 2020

Book of the Week



The Family Book by Todd Parr. Search 'The Family Book read by Sherry' on Youtube or use the following link: https://www.youtube.com/watch?v=MIm_H01Z6Ss This book makes you think about what family means to you. All families are different and that is okay.

Creative

Todd Parr uses lot of bright, bold colours for his characters. Can you make figures of your family using lots of bright colours? Here are some ideas to choose from:

- Draw and cut out the characters
- Use playdough -Use Lego
- Use chalk outside and draw a BIG picture
- Use fruit/ vegetables to make an edible family!



Reading

If you listen to 'The Family Book' read by Sherry on Youtube there is a bonus challenge at the end. Can you retell the story once you have listened to it using the pictures on the screen? Which pages of the book remind you of your family?

Writing



Family Tree:

Can you draw a picture of a tree and fill it with labelled pictures of you and your family?

Red words



Choose a 'Tricky Word Roll and Read' game. Take it in turns to roll a dice and whichever number it lands on read the first word in that row and colour it in. Keep going until you have read all of the words! Remember, we cannot sound these words out, we have just got to remember what they look like.

Number

Sharing is an important part of family life! Can you solve the sharing problems on the other sheet?

Special Challenge

Talk to your family about the special things you do together? What is your favourite thing to do with your family? Choose one and plan to do it with your family. It could be:

A walk, a cosy film night, baking a cake, having a picnic, playing a game, dancing to music.

Understanding the World

What was different when you were 5?

What did you look like when you were 5/ how have you changed?

Family Facts

Find old photos or talk to a family member and find out some facts. It could be someone in your house or you could call somebody and ask them.







What was school like for you?

What toys did you have when you were a child?







Think of some of your own questions too. How are things the same/ different to you?

My Family - Red word challenge

Tricky Words Roll and Read


	the	no	into
	to	go	the
	I	into	to
	no	the	I
	go	to	no
	into	I	go

Tricky Words Roll and Read

	he	you	me	my	be
	she	they	be	her	me
	we	all	was	are	you
	me	are	he	all	we
	be	my	she	they	are
	was	her	we	you	she

My Family - Number challenge


Abed has 3 rabbits who love eating carrots. He has 6 carrots to share between them. How many carrots will each rabbit have? Draw 3 rabbits and share out the 6 carrots to check.



A squirrel collects 10 nuts to share between her 5 babies. How many nuts will each baby have? Draw the nuts to check.

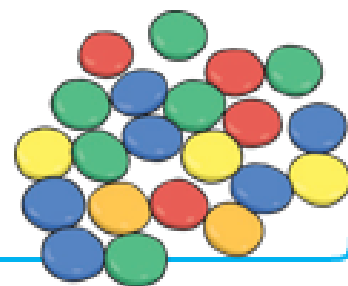


Share out 15 biscuits between your favourite 5 toys. How many biscuits does each toy have? Is it fair?



Cut up an apple into 8 slices. If you shared it equally between yourself and a friend, how many pieces would you have each?

If a packet has 20 sweets in and you share them equally between you and 3 friends, how many will you get each? Draw 20 sweets on a sheet of paper, equally sharing them into the 4 corners of the paper. Count how many are in each corner.



Make a cake for some friends and share it out. If you cut it into 12 pieces and there are 4 people, how many slices could each person have?



Key Vocab for 'My Family' theme week

family	Brother	Cousin	Words from the story 'the family book'	
Mummy	Sister	Uncle	hug	special
Mum	Baby	Aunty	strong	big
Daddy	Grandma	pets	live	small
Dad	Grandad	love	same	different



F2 Challenge Sheet

W c 15th June 2020




My Family Bonus Reading Challenge

We hope you have enjoyed the 'My Family' bright ideas sheet. This is an extra challenge sheet for children in Turtles, Octopus and Dolphins class. Can you take on the extra challenges? Here are some great stories to choose from all about families. Can you find any more stories at home about a family?

Here is a link to a great story called 'Families, Families, Families'.

<https://www.bbc.co.uk/iplayer/episode/b09w7p2q/cbeebies-bedtime-stories-624-jb-gill-families-families-families>

Or you can search for 'Families, families, families Cbeebies bedtime story'.



Another story we love is Monkey Puzzle. Follow this link:

<https://www.youtube.com/watch?v=coZgMxbUUJk> or search for Monkey Puzzle on Youtube. Listen out for the rhyming words in this story too. Can you make a list of some of the rhyming words you hear?

Bonus writing Challenge

Can you create your own book all about your family? You may have a page for each person in your family. Here are a few things you could do: write their name, draw a picture of them, write what you love about them, write or draw some of their favourite things. Don't forget to save a page for you!



Remember to keep in touch

Don't forget you can email your class teacher to let them know once you have completed a challenge.

You can email them a message, photograph or video :)

turtles@heathfield.nottingham.sch.uk or octopus@heathfield.nottingham.sch.uk or

dolphins@heathfield.nottingham.sch.uk




Bright Ideas



People who help us w c 22.6.20



Book of the Week



A great sequel of the story 'Zog'. Zog and his team work together to help the creatures with their troubles. On Youtube search for 'Zog and the flying doctors Karen Poole' or follow this link:

<https://www.youtube.com/watch?v=2o6sFMw9A8A>

If you don't know the story of Zog, you could listen to that story first.

Reading

On the reading challenge attached, read the statements and draw a line to match them to a picture. Don't forget to use your Fred talk to sound out the words and look out for the tricky red words.

Number

Use the sheet attached, Read the numeral and colour in as many pictures as you read. Don't forget to keep checking your counting.

Understanding the World

Talk to a grown up about what you can do to help people. Can you set your family a challenge to do something kind every day?

Writing

Can you write a list of people that help you or other people? This could be your Mummy, brother or it could be a Doctor or a delivery driver. How do they help you? You could add pictures too!

Creative

Choose one of the following:

Police officer fire fighter Doctor/Nurse

Dentist Vet Teacher

or something from your own list.

Can you make some props to go with your chosen character?

It could be a hat, a special bag, a badge, a hose or anything else you can think of!



Music







































































































Listen to and learn 'Thank you Baked Potato'. A funny song all about how to keep safe and wash your hands.

<https://www.youtube.com/watch?v=yYOkgCkxj9I>

People who help us - Number challenge

Read the numeral. Colour in as many pictures as you read.

4										
3										
2										
7										
10										
1										
8										
6										
9										
5										

People who help us- Reading challenge

I can help



put on the hat



get in the van



go and get help



he can help you



can the vet help the dog?



put the box in the van



Key Vocab for 'People who help us' theme week				
Doctor	Police officer	Firefighter	Vet	Dentist
Teacher	Postal worker	Paramedic	Nurse	Optician
Bus driver	Mechanic	Lunchtime supervisor	Road workers	Lollipop people
Taxi driver	Shop assistant	Cleaner	Refuse collectors	Caretakers
care	help	safe	protect	Thank you



F2 Challenge Sheet

w c 22nd June 2020



People who help us Bonus Reading Challenge

We hope you have enjoyed this weeks bright ideas sheet all about people who help us. Here are some extra books if you want to learn more about people who help us. On Youtube you can search 'Topsy and Tim meet the' followed by:

Police





Firefighters

Dentist

or Topsy and Tim go to Hospital.

Make sure it is the book version to count towards your bonus challenge.

Can you retell some of the story afterwards with an adult?



Bonus writing Challenge

Write a thank you letter or a card to someone who has helped you. Choose who you would like to thank, It could be the person that delivers your letters and parcels, the person who collects your rubbish, your teacher who helps you at school or someone else.

Make sure you thank them for what they do and tell them why you are grateful.



Remember to keep in touch

Don't forget you can email your class teacher to let them know once you have completed a challenge.

You can email them a message, photograph or video :)

turtles@heathfield.nottingham.sch.uk or octopus@heathfield.nottingham.sch.uk or dolphins@heathfield.nottingham.sch.uk

Global Day June 26th 2020

At Heathfield Primary and Nursery School we enjoy learning about the world we live in and learning from the different cultures of the world. This is something that we do all the time. However, Global day is an extra special time for us to celebrate and explore the art, history, geography, values and beliefs of people from different cultural backgrounds. Over the past few years we have also been learning about **UNESCO**.



UNESCO works all over the world to help protect special and important places, called **World Heritage Sites**. **UNESCO** World Heritage Sites might be a building, a river, part of the ocean, a forest, ruins of an ancient building or even a waterfall.

We would still like to celebrate Global Day this year and here are some of the things that we can all get involved with.

First of all, choose a UNESCO World Heritage site that you would like to learn about. One is enough but you can do as many as you like. This website will help you.

whc.unesco.org/en/list/



Make some bunting and decorate it using world flags. You could also learn some words in different languages and write them on the bunting.

Make a 3D model or create a piece of art about your UNESCO World Heritage site.

Create a fact file of your chosen UNESCO World Heritage site and include some facts about the country where your chosen site is located.

Make a travel guide.

Do some international cookery.



Finally, please take lots of pictures and share them using the school twitter account.



RSE DAY

Celebrating relationships & sex education



25th June 2020

On Thursday 25th June, we will be celebrating RSE day! RSE Day began in Nottingham in 2018 as a celebration of positive Relationships and Sex Education happening in the City. The day provides an opportunity for schools, communities and families to explore and discuss healthy relationships, growing up, wellbeing, respect and resilience.

The theme for this year's RSE day is 'Books I Love about Love!'. It would be great if children from all year groups could share pictures of their day, including activities they have completed, or books they have shared.

Year Group	Suggested Activities
Foundation (Nursery and Reception)	Can you talk about what love is? Finish the phrase 'Love is...' and think about what love means to you. You could draw a picture, write in chalk or just have a conversation with your family. How do you show love? Can you think about the different ways you might show love? It could be being kind to someone, sharing your toys with someone or even giving your favourite toy a hug!
Key Stage 1 (Year 1 and 2)	Can you write about something you love about yourself? This could be a picture or some writing. What do you love? Can you tell us all about something you love? This could be anything you like - it could be a person, an activity or even your favourite food!
Lower Key Stage 2 (Year 3 and 4)	Can you learn some new phrases all about love in different languages? Phrases such as, 'I miss you', 'I love you' or 'you are my friend'. Every family is unique! Can you create a piece of work about your family? It could be some artwork or some writing that will share your unique family with your class. We love to learn all about different faiths and cultures!
Upper Key Stage 2 (Year 5 and 6)	Can you create a poem all about love? Here is some inspiration for writing poems: https://www.usborne.com/quicklinks/eng/catalogue/catalogue.aspx?cat=1&id=15430&_ga=2.198351084.25594343.1589527977-8121761.1557181715%20 Could you create some support materials for the younger children in school to help them in the new school year? This could be a message or something to display to help the children returning to school feel safe and loved.

ChalleNGe Nottingham are also commissioning artists to deliver virtual workshops throughout the day around relationship qualities: trust, respect, communication, cooperation and resilience. Information on how to access these will be posted on our Facebook page on RSE Day. More information and ideas for parents and carers to make the most of RSE Day can be found here: https://www.sexeducationforum.org.uk/sites/default/files/field/attachment/10%20ideas%20foro%20RSE%20Day%202020%20-%20parents%20%26%20carers_0.pdf

To prepare for the new statutory changes from September 2020, we are in the process of updating our RSE policy; information on how you can access this and provide feedback will be sent out shortly. Thank-you for your continued support, we hope you have a wonderful day celebrating RSE Day! Don't forget to send some photos to your class email address ☺

READ ON NOTTINGHAM







To celebrate RSE Day on Thursday 25 June 2020, Read On Nottingham, together with Nottingham City Libraries, has created special book lists featuring books we love about love! Why not use the websites below to discover a new book?

If you don't need a recommendation and already have a book you love about love, find somewhere comfy to relax and someone you love to share it with!



25th June 2020



Each link has recommendations for books about love, trust, resilience, respect, communication and co-operation.

Age	Website
Birth to 4	https://cdn.literacytrust.org.uk/media/documents/RSE_Day_2020_book_list_ages_0-4.pdf
Ages 5 - 7	https://cdn.literacytrust.org.uk/media/documents/RSE_Day_2020_book_list_ages_5-7.pdf
Ages 7 - 11	https://cdn.literacytrust.org.uk/media/documents/RSE_Day_2020_book_list_ages_7-11.pdf

