

# YEAR 3 & 4 HOME LEARNING PACK

Remember your class email address – Keep in touch!

Pelicans@heathfield.nottingham.sch.uk

Peacocks@heathfield.nottingham.sch.uk

Eagles@heathfield.nottingham.sch.uk

Toucans@heathfield.nottingham.sch.uk

Flamingos@heathfield.nottingham.sch.uk

Falcons@heathfield.nottingham.sch.uk

Parrots@heathfield.nottingham.sch.uk

## ENGLISH

Our current topic would be Community Café, here is some English work that links to the topic for you to do at home.

Today start on the starters that you will offer at your café. Think about what you would like to see on a menu and include them on your menu.

Design the main courses for your café, you should include a vegetarian and vegan option too.

Today is drinks and puddings day. Can you think of some extravagant puddings and add them to your menu? Smoothies and milkshakes can be on the menu too.

Now to put all your menu together and design a finished leaflet that is perfect for your café. It should be eye catching and colourful.

Send your completed menu to your class teacher via the above email addresses.

Your new café will need a leaflet to advertise it to the local community. Can you design one that persuades people to visit your café?

Can you follow the instructions of a recipe and have a go at making a dish of your choice?

Write a job description for a member of staff at your restaurant. This could be a waiter, chef or pot washer.

Write a review for a recent meal, how many stars would you give it? What could be done better?

Write a set of instructions to make your favourite dish.

## READING

Write down in order the top 5 books you have read in lockdown.

Write a book review for the book that is at the top spot – why would you recommend it?

Write a new blurb for one of the books you have read whilst we have been away from school. The blurb is the part on the back of the book that hooks the reader in.

READ AT  
HOME AT  
LEAST 4  
TIMES PER  
WEEK!!

# COMPREHENSION

## The Chocolate Factory



"How lucky are we?" asked Tom as he and Leah entered the chocolate factory. "I know!" replied Leah. "I can't wait to get to the tasting part!"

Tom and Leah had won a prize in their school fair raffle, which was to visit the local chocolate factory. After putting on hairnets, to keep the chocolate hygienic, they were shown how the chocolate starts as cacao beans. The beans were roasted in ovens to bring out the flavour and the colour. Then the beans were processed to remove the shell and make the cocoa powder and the cocoa butter.

Leah and Tom watched in amazement as these were mixed together with the sugar, vanilla and milk. The melted chocolate was then put into moulds, to solidify into bars and chocolates. Then the tasting began. "Hmm, delicious!" said Leah happily. "Definitely worth the wait!"



## The Chocolate Factory Questions



1. How did Leah and Tom feel as they entered the chocolate factory? How do you know?
2. Why were they visiting the factory?
3. Find the word '*hygienic*' in the text. What does this mean and why is it important to making chocolate?
4. What is the first stage in the chocolate process?
5. What else is added to the mixture?
6. Which scientific process is mentioned in the text?

# MATHS

Make sure you are practicing your times tables on TTRockstars! Let us know if you have forgotten your login details.

## Matchsticks

Imagine a matchstick.

How many more are needed to make a square?

How many more need adding to make another square alongside it?

Carry on adding more squares...

How many matches have you added?

How many matches are there when you have made 10 squares in a row?

Can you work predict how many you would need for 20 squares of 50 squares without drawing them?

You'll need to use your pattern spotting skills. Maybe try a table like this

Number of boxes	Number of matches needed
1	
2	



Can you make a pattern using triangles made out of matchsticks?

Can you work out how many matchsticks you would need to make 20 triangles? What about 50?

Are the following statements always true, sometimes true or never true?

When you add two even numbers together the answer is even	When you add two odd numbers together the answer is odd	If you add an even number to an odd number the answer is even
When you multiply by an odd number the answer is odd	When you multiply by an even number the answer is even	Doubling a number results in an even number
When you multiply a number by itself the answer is even	The sum of four even numbers is divisible by four	Adding three consecutive numbers results in an even number

Can you find examples or counter-examples for each one?

## Online maths resources

[https://www.sustainablelearning.com/sites/default/files/asset-files/focus on food numeracy lower ks2.pdf](https://www.sustainablelearning.com/sites/default/files/asset-files/focus%20on%20food%20numeracy%20lower%20ks2.pdf)

<https://www.bbc.co.uk/teach/class-clips-video/maths-ks2-using-maths-to-understand-food-journeys/zvy47>

Each of these symbols represents a digit from 0 to 9.

This is the three times table but it is not in order.

You must work out which digit each shape represents.




★	x	★	=	☀
■	x	★	=	▲
♥	x	★	=	▲
●	x	★	=	●
●	x	★	=	■
➡	x	★	=	●
▲	x	★	=	★
▲	x	★	=	▲
■	x	★	=	➡
☀	x	★	=	●
▲	x	★	=	★

1	
2	
3	
4	
5	
6	
7	
8	
9	
0	

## Metacognition:

Can you play the memory tray game? Ask an adult to secretly put 20 things on a tray. Then give yourself 2 minutes to look at the tray. Then hide the tray – how many can you write down?

Try this again tomorrow with different items – can you get more this time?

<b>Monday</b> Get camouflaged – can you take a pic of you completely camouflaged somewhere at home?	<b>Tuesday</b> Can you make a new fortnight dance, or a new gymnastics routine or a Joe Wicks workOut?	<b>Wednesday</b>  Can you collect leaves and petals to <u>make a picture</u> ?	<b>Thursday</b>  Can you create an alien or robot out of recycled materials?	<b>Friday</b> Act of Kindness Friday! Do something kind for someone at home.
<b>Monday</b> Can you create a shadow puppet with your fingers or other items from home?	<b>Tuesday</b> Can you create a rap or song about your family?	<b>Wednesday</b>  Can you make one of your meals of snacks look like something?	<b>Thursday</b> Nike has the <u>swoosh</u> , McDonald's has the golden arches. Can you make a logo to symbolise you?	<b>Friday</b> Act of Kindness Friday! Do something kind for someone at home.

## SCIENCE

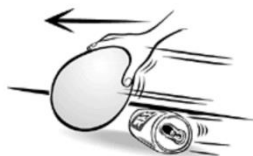
### Remote Control Roller

Rub a balloon on your head, then watch a soda can race across the floor!



#### What do I need?

- empty soda can
- blown-up balloon
- your hair



#### What do I do?

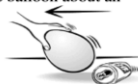
**1** Put the can on its side on a table or the floor - anyplace that's flat and smooth. Hold it with your finger until it stays still.



**2** Rub the balloon back and forth on your hair really fast.



**3** Hold the balloon about an inch in front of the can. The can will start to roll, even though you're not touching it!



**4** Move the balloon away from the can -- slowly -- and the can will follow the balloon.







**5** If you move the balloon to the other side of the can, the can will roll in the other direction.



**6** How fast will the can roll? How far can you roll it before the can stops? Will it roll uphill?

**7** If you have some friends with cans and balloons, you can have a race across the room or down the sidewalk.

**Shadow Experiment:** Choose a sunny day. Put something in your garden or drive way. If you have chalk it can be something big, but if you don't just use something smaller and put it at the top of a piece of paper. Every hour go out and draw around the shadow that it makes. What do you notice?

Topic Community Café	PE	Spanish	Music	Art	RE
<p>BBC Class Clips has a video and information about how important food is, especially in World War I: <a href="https://www.bbc.co.uk/teach/class-clips-video/f-is-for-food/zhbfbdm">https://www.bbc.co.uk/teach/class-clips-video/f-is-for-food/zhbfbdm</a></p> <p>Oxfam has a range of resources, videos and pictures about food from around the world. Take a look at two children and their families, eating food from their own country. One is from Mexico, one is from India. How similar or different are they to you with the food they eat? <a href="https://www.oxfam.org.uk/education/resources/our-food-our-world">https://www.oxfam.org.uk/education/resources/our-food-our-world</a></p> <p>Make a list of similarities and differences.</p>	<p>Have a go at Long Jump</p> <p>Warm up by running on the spot for 30 seconds then doing 10 star jumps, run again and then do 10 squats, run again and then sprint on the spot and count down from 10.</p> <p>Mark your starting place by stretching out a skipping rope, laying down a stick or stretching out a jumper. (Leave enough space - about 5 giant steps - for a run up to your starting place.)</p> <p>Start your run up and jump forwards as far as you can. Land on BOTH feet and mark your landing place by laying a coloured pencil or pen close by.</p> <p>Have a short rest and think about what you could do to improve on your distance.</p> <ul style="list-style-type: none"> <li>• Could you jump with more height? Could you lean forward at take off?</li> <li>• Try again using your different ideas to improve on your distance.</li> <li>• What do you find is the best technique to jump furthest?</li> </ul>	<p>Go shopping in Spain with two children for Spanish food. This video is easy to follow and a good start for writing a Spanish shopping list: <a href="https://www.bbc.co.uk/teach/class-clips-video/spanish-ks2-shopping-cooking-and-preparing-food/z6hxpq8">https://www.bbc.co.uk/teach/class-clips-video/spanish-ks2-shopping-cooking-and-preparing-food/z6hxpq8</a></p> <p>Can you make a Spanish sport word search using the following vocabulary?</p> 	<p>Create/compose a song or piece of music as the introductory music for <i>'The Great British Heathfield Bake Off'</i>.</p> <p>You could write down some lyrics or you could have a go at composing your piece of music using one of the following apps/websites.</p> <p><b>Garage Band</b> – This is a great app but you may need a little help from an adult. You can use different instruments to create layers of music.</p> <p><b>Piano</b> – A simple piano app which offers a keyboard layout for you to play. You can also record.</p> <p><b>Chrome Music Lab</b> - <a href="https://musiclab.chromeexperiments.com/">https://musiclab.chromeexperiments.com/</a> Explore the different areas to help create your masterpiece!</p>	<p>Our topic after Easter would have been 'Pop up Café'. Using inspiration from the artist Giuseppe Arcimboldo try recreating some pictures at home. Here are some ideas:</p>   	<p>Muslims around the world are taking part in Ramadan and getting ready to celebrate Eid. Research what Ramadan is and why it is important to Muslims.</p> <p>Present your ideas is a creative way. This could be either in a Powerpoint, leaflet or poster. You could even make a short film.</p> <p><a href="https://www.bbc.co.uk/programmes/p02mwdxf">https://www.bbc.co.uk/programmes/p02mwdxf</a></p>

