



F2 Bright Ideas 9



w.c.18.5.20

Under the Sea

This week we are going to transport ourselves under the sea! Have a listen of this story, Billy's Bucket. Billy gets a new bucket for his birthday, and you will never guess what happens! (Well some of you might, as it is a favourite of ours to read at school!)

<https://youtu.be/h46WN31pIRk>

Can you imagine looking in your bucket, what would you see? Maybe you could draw a picture of what is inside of your bucket and write a list of what you can see in your underwater world!



Red words

Can you practise reading and writing these red words this week?

he

she

we

me

Numbers

Find a bucket (or pot or dish), a dice, and some pasta.

Roll the dice and put that amount of pasta in the pot. Roll the dice again, and add that number of pieces of pasta to the pot. How many you have altogether? Continue to roll the dice and add that amount of pasta. Keep counting on and find how many pieces of pasta it takes to fill the bucket!

Writing

Click on the link to see a picture of a girl on a boat

<https://www.pobble365.com/a-new-world-2/>

Do you think the little girl made the boat? What do you think it is like inside? Where do you think she is going? Can you write a sentence about the picture?

Creative

Can you create an underwater painting?

To make it look more underwater-y, instead of using paper you could try painting or using felt tips on a piece of tin foil.






























Reading

Can you remember all your phonemes? Make yourself a set of sound cards by printing the sound sheet attached and cutting them up (or you can just write your own on pieces of paper!). Once you have made these, you can ask your grown up to flash them at you while you see how quickly you can read them, or you could even stick them up on a wall and shoot them with a nerf gun when your grown up says the sound!

Physical!

Can you make your own bucket ball game? Find some different size buckets or containers and a ball. Can you arrange the containers and try to throw the ball in each of them? Maybe you make each container worth a different number of points, and have a competition with your family to see who can score the most points!

Speed Sounds Set 1

m 	a 	s 	d 	t 
i 	n 	p 	g 	o 
c 	k 	u 	b 	f 
e 	l 	h 	sh 	r 
j 	v 	y 	w 	th 
z 	ch 	qu 	x 	ng nk

Speed Sounds Set 2

ay  may I play?	ee  what can you see?	igh  fly high	ow  blow the snow	oo  poo at the zoo
oo  look at a book	ar  start the car	or  shut the door	air  that's not fair	ir  whirl and twirl

ou  shout it out	oy  toy for a boy
---	--



Bright Ideas 10



w.c. 25.5.20

Magic!

This week let's think about all things magical!

Enjoy sharing Room on the Broom by Julia Donaldson

<https://www.youtube.com/watch?v=jCnY5ju15oY>

Can you find something at your house to use as a broomstick? Can you fly around and act out the story, pretending to find all the different characters from the story. Maybe you could use some cuddly toys, or other people in your family to pretend to be the other characters?

Red words

Can you practise reading and writing these red words this week?

the no you are



Numbers

Can you find a pack of cards? Pick one up from the deck and see what number you have chosen. Do you think the next card will be more or less? Turn it over and see! Did you get it right? Keep trying! Can you find a way to record what you have found?

Writing

Magicians magic all sorts of things out of their top hats, rabbits, flowers, maybe even a bird! Can you draw a picture of a top hat and what you would magic out of it? Can you write a sentence to explain your picture?

Creative

Can you use what you can find to make your own magic wand? You could use a stick, or a pipe cleaner, or an old toilet roll tube. Don't forget to think of your own magic word to make your wand work!

Reading

Listen to the story again. Can you hear the rhyming words? Can you make a list of all the rhyming words? As an extra challenge, you could write some of your own sentences using the rhyming words you have found!

Physical

<https://youtu.be/V2+DK9wfCYs>

Watch this video and see if you can practise your slight of hand to do these magic tricks! Why not put on a show and film yourself, and don't forget to send us your videos to your class email, we can't wait to see them!