



Bright Ideas 9




w.c. 18.5.20

Our Theme for the Week

Our theme for this week is 'Under the Sea!' You can watch a story called 'Barry the Fish with Fingers' here:

<https://www.youtube.com/watch?v=Ewsgwj-wM4w>



Outdoor Learning

Fill a bowl with water or a paddling pool if you have one and add some sea creature toys. Can you think of your own under the sea story? You could add some washing up liquid and make bubbles like Puffy the Puffer Fish. If you don't have sea creature toys you choose some other toys to play with.



Maths

Make a number jellyfish. Use a semi-circle shape for the body and then some strips of paper for tentacles. Write numerals on the tentacles and draw dots or add stickers to match the numerals.



Literacy

Barry the fish has fingers! Can you draw a picture of an unusual fish? It could have hair, or legs or ears or anything else you can think of!

An adult could help you to write about your fish and then you could send your teacher a photo.



Fine Motor/Creative

Can you make an ocean in an egg box? Or a tube octopus? How about a paper plate jellyfish?



Gross Motor

At school we do 'Cosmic Yoga' to develop our gross motor skills.

Have a go at 'Squish the Fish'

<https://www.youtube.com/watch?v=LhYtcadR9nw>



F1 Bright Ideas 10




w.c 25.5.20

Our Theme for the Week

Our theme for this week is Magic! You can watch a story called 'The Magic Train Ride' here:

<https://www.youtube.com/watch?v=8eSxrPzoZY0>




Outdoor Learning

Can you make a magic potion?

Find a pot and add things from around the garden to make your magic potion. Use a stick to stir everything in. What does your magic potion do?



Numbers



Try the magic quiz on Cbeebies!

<https://www.bbc.co.uk/cbeebies/puzzles/numberblocks-number-magic-adding-and-subtracting>

Literacy

Draw pictures of what went into your magic potion and label it. Get an adult to write what your magic potion does

e.g. It makes me fly.

Email your teacher a picture when you have created it.

Make a rainbow:

1. Fill the glass almost to the top with water.
2. If you are using sunlight, place the glass so that it is half on and half off the edge of a table, and so that the sun shines directly through the water, onto a sheet of white paper on the floor.
3. Adjust the paper and the glass until a rainbow forms on the paper

Gross Motor

At school we do 'Cosmic Yoga' to develop our gross motor skills.

Have a go at 'Frozen Yoga'

<https://www.youtube.com/watch?v=xlq052EKMtk>

